



Wow Starter: Out and about to do a tally chart for work on statistics

Final Event: Trip to Belton house to see the spring flowers.



LITERACY

Reading - word reading KS1

- e61 continue to apply phonic knowledge and skills as the route to decode words until automatic decoding has become embedded and reading is fluent
- e64 read words containing common suffixes

Reading - comprehension KS1

- e71 discussing the sequence of events in books and how items of information are related
- e73 being introduced to non-fiction books that are structured in different ways
- e75 discussing and clarifying the meanings of words, linking new meanings to known vocabulary
- e76 discussing their favourite words and phrases
- e81 making inferences on the basis of what is being said and done
- e82 answering and asking questions

Writing - transcription - Spelling KS1

- e88 learning to spell common exception words
- e92 add suffixes to spell longer words, including -ment, -ness, -ful, -less, -ly
- e93 apply spelling rules and guidance, as listed in English Appendix 1

Writing - handwriting KS1

- e95 form lower-case letters of the correct size relative to one another

- e98 use spacing between words that reflects the size of the letters.

Writing - composition KS1

- e106 writing down ideas and/or key words, including new vocabulary
- e107 encapsulating what they want to say, sentence by sentence
- e108 make simple additions, revisions and corrections to their own writing by:
- e110 re-reading to check that their writing makes sense and that verbs to indicate time are used correctly and consistently, including verbs in the continuous form

Writing - vocabulary, grammar and punctuation KS1

- e114 learning how to use both familiar and new punctuation correctly (see English Appendix 2), including full stops, capital letters, exclamation marks, question marks, commas for lists and apostrophes for contracted forms and the possessive (singular)
- e116 sentences with different forms: statement, question, exclamation, command
- e117 expanded noun phrases to describe and specify [for example, the blue butterfly]
- e119 subordination (using when, if, that, or because) and co-ordination (using or, and, or but)
- e120 the grammar for year 2 in English Appendix 2

EXPRESSIVE ARTS AND DESIGN

KS1

- ad1 I can use different materials to design and make things
- ad3 I can use painting to share my ideas.
- ad5 I can use colour, texture and pattern in my work
- ad7 I can tell you about famous artists, craft-makers and designers and who my favourite is and why I like his/her work

Make KS1

- dt6 I can use scissors for cutting and shaping
- dt9 I can select the appropriate materials and tools for my design
- dt11 I can create things from textiles

Evaluate KS1

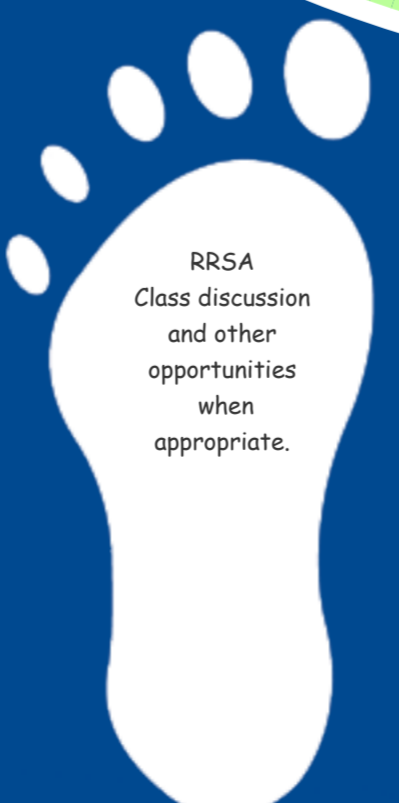
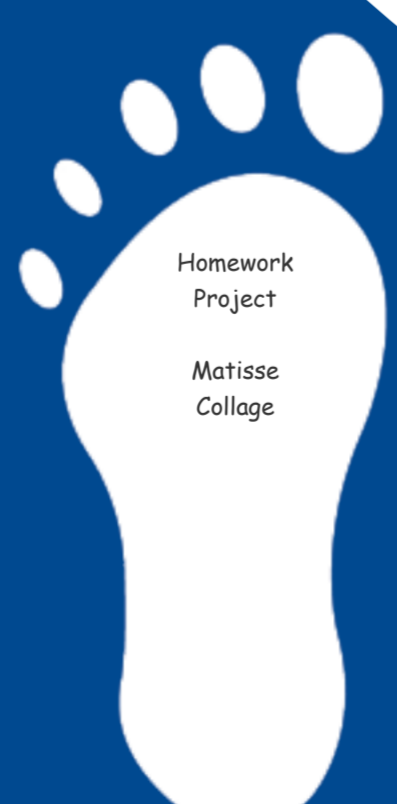
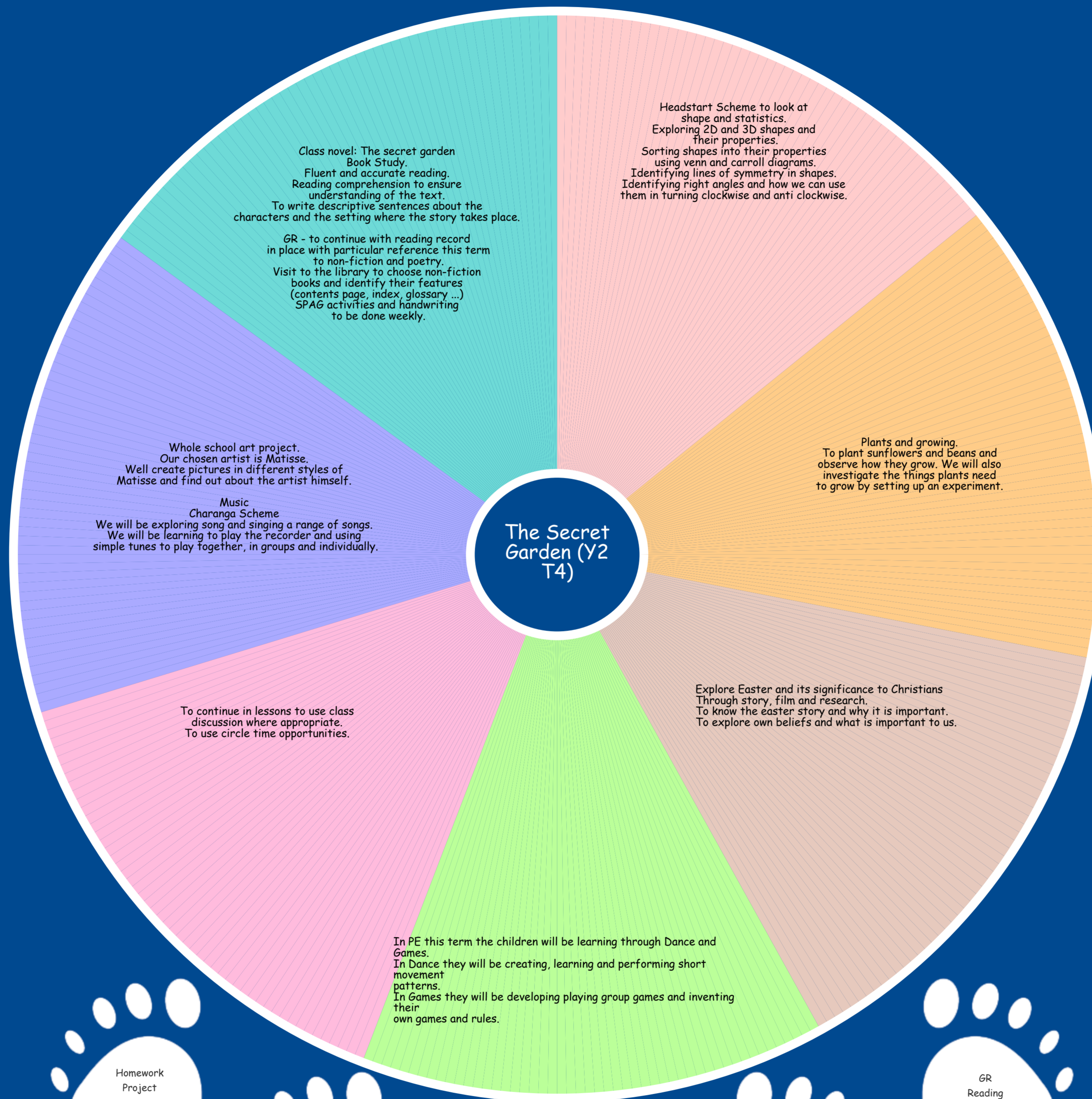
- dt17 I can talk about what worked well with my product and how it could be improved

COMMUNICATION AND LANGUAGE

KS1

- sl1 listen and respond appropriately to adults and their peers
- sl2 ask relevant questions to extend their understanding and knowledge
- sl5 give well-structured descriptions, explanations and narratives for different purposes, including for expressing feelings

- sl9 participate in discussions, presentations, performances, role play, improvisations and debates



MATHEMATICS AND COMPUTING

Geometry - properties of shapes KS1

- m63 identify and describe the properties of 2-D shapes, including the number of sides and line symmetry in a vertical line
- m64 identify and describe the properties of 3-D shapes, including the number of edges, vertices and faces
- m65 identify 2-D shapes on the surface of 3-D shapes [for example, a circle on a cylinder and a triangle on a pyramid]
- m66 compare and sort common 2-D and 3-D shapes and everyday objects.

Geometry - position and direction KS1

- m67 order and arrange combinations of mathematical objects in patterns and sequences
- m68 use mathematical vocabulary to describe position, direction and movement, including movement in a straight line and distinguishing between rotation as a turn and in terms of right angles for quarter, half and three-quarter turns (clockwise and anti-clockwise).

Statistics KS1

- m69 interpret and construct simple pictograms, tally charts, block diagrams and simple tables
- m70 ask and answer simple questions by counting the number of objects in each category and sorting the categories by quantity

- m71 ask and answer questions about totalling and comparing categorical data.
- m72 know the number of seconds in a minute and the number of days in each month, year and leap year
- m73 compare durations of events [for example to calculate the time taken by particular events or tasks].

Geometry - properties of shapes KS1

- m74 draw 2-D shapes and make 3-D shapes using modelling materials: recognise 3-D shapes in different orientations and describe them
- m75 recognise angles as a property of shape or a description of a turn
- m76 identify right angles, recognise that two right angles make a half-turn, three make three quarters of a turn and four a complete turn; identify whether angles are greater than or less than a right angle
- m77 identify horizontal and vertical lines and pairs of perpendicular and parallel lines.

Statistics KS1

- m78 interpret and present data using bar charts, pictograms and tables
- m79 solve one-step and two-step questions for example, [How many more? and How many fewer?] using information presented in scaled bar charts and pictograms and tables.

UNDERSTANDING THE WORLD

Plants KS1

- sc24 observe and describe how seeds and bulbs grow into mature plants

- sc25 find out and describe how plants need water, light and a suitable temperature to grow and stay healthy.

PSED & RELIGIOUS EDUCATION

PSED Preparing to play an active role as citizens KS1

- pa12 Listen and respond in group discussions.
- pa13 Express own views with increasing confidence.

Learning About Religion KS1

- ra13 Explore a range of religious stories and sacred writings and talk about their meanings.
- ra14 Name and explore a range of celebrations, worship and rituals in religion, noting similarities where appropriate.

- ra15 Identify the importance, for some people, of belonging to a religion and recognise the difference this makes to their lives.
- ra16 Explore how religious ideas and beliefs can be expressed through the arts.
- ra18 Identify and suggest meanings for religious symbols and begin to use a range of religious words.

PHYSICAL EDUCATION

KS1

- pe1 I can run safely, controlling my speed and direction
- pe1.2 I can send and receive a ball or other equipment in different ways (hitting, kicking, throwing, striking)
- pe1.5 I can co-operate with a partner or small group to develop my skills, showing awareness of others' needs

- pe2 I can play simple team games showing awareness of my team-mates and opponents and understanding the importance of the rules
- pe3 I can respond to music with controlled movements, creating and repeating simple dance sequences to express and communicate ideas and feelings

The Secret Garden (Y2 T4) - Stage Coverage

UNDERSTANDING THE WORLD

Plants **KS1**

- **sc24** observe and describe how seeds and bulbs grow into mature plants
- **sc25** find out and describe how plants need water, light and a suitable temperature to grow and stay healthy.

MATHEMATICS AND COMPUTING

Geometry - properties of shapes **KS1**

- **m63** identify and describe the properties of 2-D shapes, including the number of sides and line symmetry in a vertical line
- **m64** identify and describe the properties of 3-D shapes, including the number of edges, vertices and faces
- **m65** identify 2-D shapes on the surface of 3-D shapes [for example, a circle on a cylinder and a triangle on a pyramid]
- **m66** compare and sort common 2-D and 3-D shapes and everyday objects.

Geometry - position and direction **KS1**

- **m67** order and arrange combinations of mathematical objects in patterns and sequences
- **m68** use mathematical vocabulary to describe position, direction and movement, including movement in a straight line and distinguishing between rotation as a turn and in terms of right angles for quarter, half and three-quarter turns (clockwise and anti-clockwise).

Statistics **KS1**

- **m69** interpret and construct simple pictograms, tally charts, block diagrams and simple tables
- **m70** ask and answer simple questions by counting the number of objects in each category and sorting the categories by quantity
- **m71** ask and answer questions about totalling and comparing categorical data.
- **m72** know the number of seconds in a minute and the number of days in each month, year and leap year
- **m73** compare durations of events [for example to calculate the time taken by particular events or tasks].

Geometry - properties of shapes **KS1**

- **m74** draw 2-D shapes and make 3-D shapes using modelling materials; recognise 3-D shapes in different orientations and describe them
- **m75** recognise angles as a property of shape or a description of a turn
- **m76** identify right angles, recognise that two right angles make a half-turn, three make three quarters of a turn and four a complete turn; identify whether angles are greater than or less than a right angle
- **m77** identify horizontal and vertical lines and pairs of perpendicular and parallel lines.

Statistics **KS1**

- **m78** interpret and present data using bar charts, pictograms and tables
- **m79** solve one-step and two-step questions [for example, 'How many more?' and 'How many fewer?'] using information presented in scaled bar charts and pictograms and tables.

PHYSICAL EDUCATION

KS1

- **pe1** master basic movements including running
- **pe1.2** master basic movements including throwing and catching
- **pe1.5** master basic movements and begin to apply these in a range of activities
- **pe2** participate in team games
- **pe3** perform dances using simple movement patterns.

EXPRESSIVE ARTS AND DESIGN

KS1

- **ad1** to use a range of materials creatively to design and make products
- **ad3** to use painting to develop and share their ideas, experiences and imagination
- **ad5** to develop a wide range of art and design techniques in using colour, pattern, texture,
- **ad7** about the work of a range of artists, craft makers and designers.

Make **KS1**

- **dt6** select from and use a range of tools and equipment to perform practical tasks such as cutting and shaping
- **dt9** select from and use a range of tools and equipment to perform practical tasks
- **dt11** select from and use a wide range of materials and components, including textiles

Evaluate **KS1**

- **dt17** evaluate their products against design criteria

LITERACY

Reading - word reading **KS1**

- **e61** continue to apply phonic knowledge and skills as the route to decode words until automatic decoding has become embedded and reading is fluent
- **e64** read words containing common suffixes

Reading - comprehension **KS1**

- **e71** discussing the sequence of events in books and how items of information are related
- **e73** being introduced to non-fiction books that are structured in different ways
- **e75** discussing and clarifying the meanings of words, linking new meanings to known vocabulary
- **e76** discussing their favourite words and phrases
- **e81** making inferences on the basis of what is being said and done
- **e82** answering and asking questions

Writing - transcription - Spelling **KS1**

- **e88** learning to spell common exception words
- **e92** add suffixes to spell longer words, including -ment, -ness, -ful, -less, -ly
- **e93** apply spelling rules and guidance, as listed in English Appendix 1

Writing - handwriting **KS1**

- **e95** form lower-case letters of the correct size relative to one another
- **e98** use spacing between words that reflects the size of the letters.

Writing - composition **KS1**

- **e106** writing down ideas and/or key words, including new vocabulary
- **e107** encapsulating what they want to say, sentence by sentence
- **e108** make simple additions, revisions and corrections to their own writing by:
- **e110** re-reading to check that their writing makes sense and that verbs to indicate time are used correctly and consistently, including verbs in the continuous form

Writing - vocabulary, grammar and punctuation **KS1**

- **e114** learning how to use both familiar and new punctuation correctly (see English Appendix 2), including full stops, capital letters, exclamation marks, question marks, commas for lists and apostrophes for contracted forms and the possessive (singular)
- **e116** sentences with different forms: statement, question, exclamation, command
- **e117** expanded noun phrases to describe and specify [for example, the blue butterfly]
- **e119** subordination (using when, if, that, or because) and co-ordination (using or, and, or but)
- **e120** the grammar for year 2 in English Appendix 2

COMMUNICATION AND LANGUAGE

KS1

- **s11** listen and respond appropriately to adults and their peers
- **s12** ask relevant questions to extend their understanding and knowledge
- **s15** give well-structured descriptions, explanations and narratives for different purposes, including for expressing feelings
- **s19** participate in discussions, presentations, performances, role play, improvisations and debates

PSED & RELIGIOUS EDUCATION

PSED Preparing to play an active role as citizens **KS1**

- **pa12** Listen and respond in group discussions.
- **pa13** Express own views with increasing confidence.

Learning About Religion **KS1**

- **ra13** Explore a range of religious stories and sacred writings and talk about their meanings.
- **ra14** Name and explore a range of celebrations, worship and rituals in religion, noting similarities where appropriate.
- **ra15** Identify the importance, for some people, of belonging to a religion and recognise the difference this makes to their lives.
- **ra16** Explore how religious ideas and beliefs can be expressed through the arts.
- **ra18** Identify and suggest meanings for religious symbols and begin to use a range of religious words.

